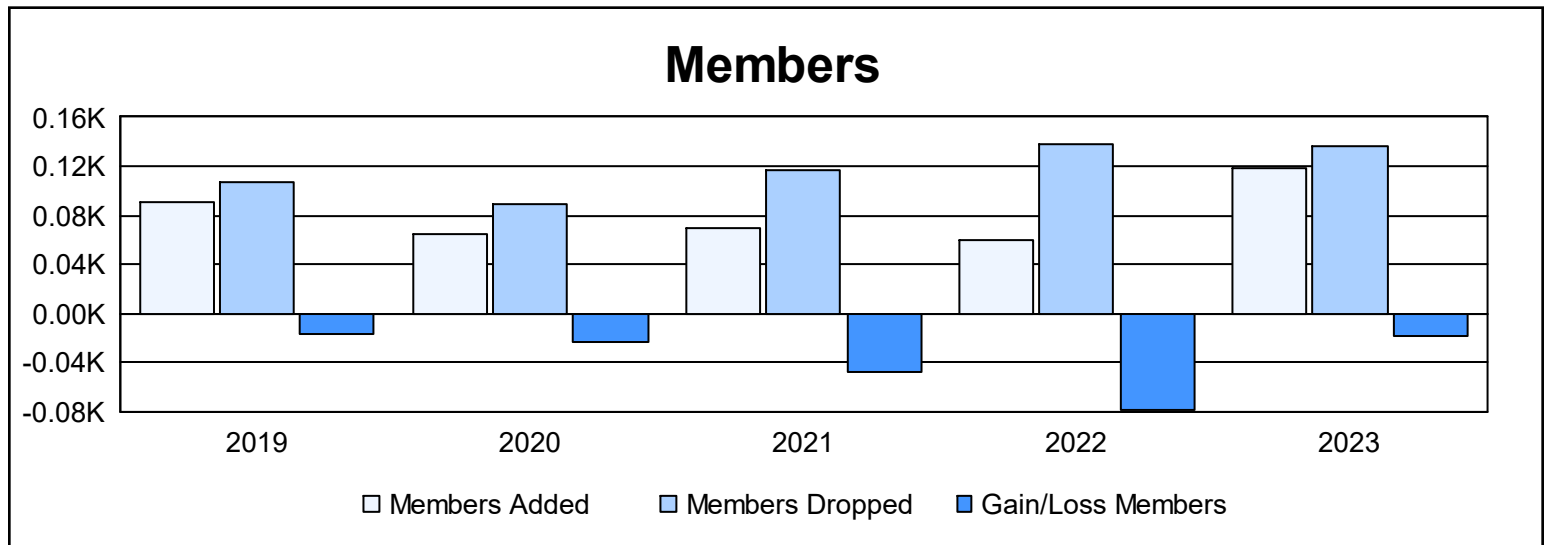
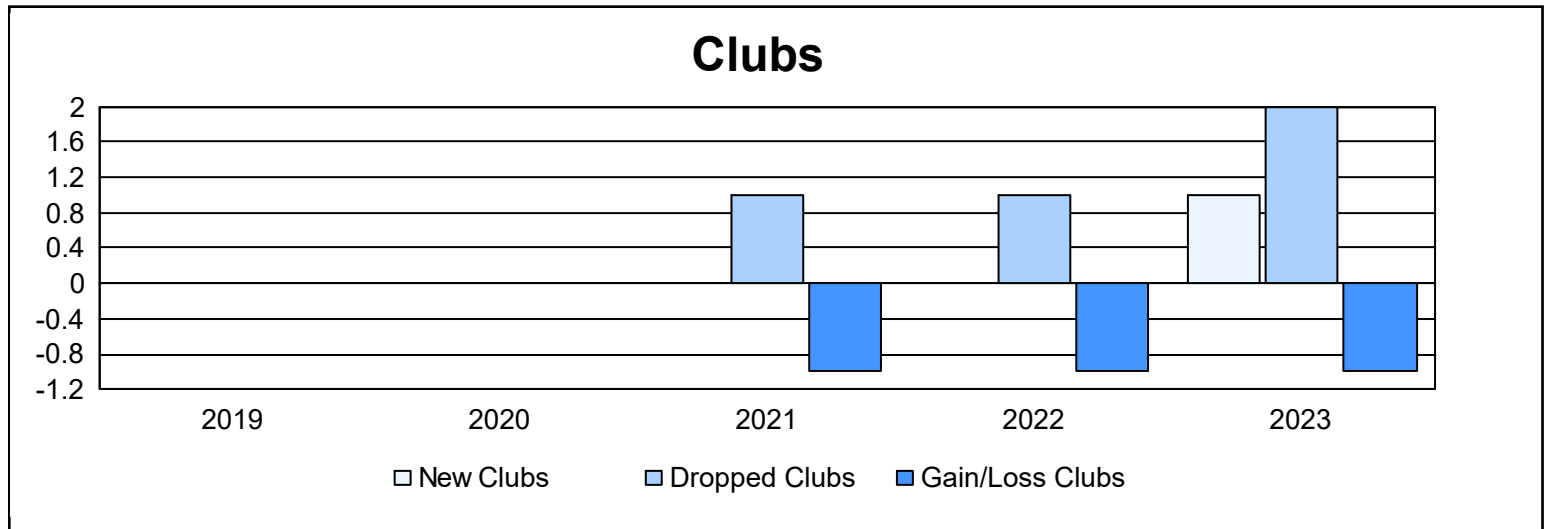
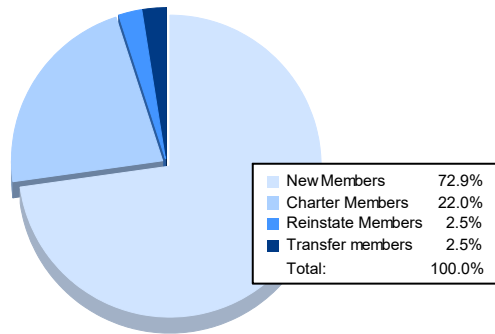


Year	New Clubs	Dropped Clubs	Gain/ Loss Clubs	New Members	Charter Members	Reinstate Members	Transfer Members	Total Member Added	Total Members Dropped	Gain/ Loss Members
2018-2019	0	0	0	75	1	5	9	90	107	-17
2019-2020	0	0	0	59	0	2	4	65	89	-24
2020-2021	0	1	-1	49	9	10	1	69	117	-48
2021-2022	0	1	-1	38	8	1	13	60	138	-78
2022-2023	1	2	-1	86	26	3	3	118	137	-19
<b>Average</b>	<b>0</b>	<b>1</b>	<b>-1</b>	<b>61</b>	<b>9</b>	<b>4</b>	<b>6</b>	<b>80</b>	<b>118</b>	<b>-37</b>



### Membership Composition June 2023 Cumulative



### Gender Composition June 2023 Cumulative

